

COME MISURARE UNA FEDE NUZIALE


Per conoscere la misura del proprio dito/fede nuziale è importante sapere che:

Le misure qui indicate sono standard internazionali

- La misura media del dito anulare femminile è circa la 54/55, quella maschile è circa la 60/61.
- Le dita della mano destra hanno circa mezza misura in più rispetto a quelle della sinistra (per i mancini vale il contrario).


Dopo aver stampato questa pagina basta sovrapporre un proprio anello a quelli stilizzati sul foglio fino a trovare la forma combaciante ed apprendere la relativa misura. Tra due misure simili è consigliabile scegliere quella più grande.

MISURA 47




ø 14,96 mm
circ. 47 mm

MISURA 48




ø 15,27 mm
circ. 48 mm

MISURA 49




ø 15,59 mm
circ. 49 mm

MISURA 50




ø 15,91 mm
circ. 50 mm

MISURA 51




ø 16,23 mm
circ. 51 mm

MISURA 52




ø 16,55 mm
circ. 52 mm

MISURA 53




ø 16,87 mm
circ. 53 mm

MISURA 54




ø 17,18 mm
circ. 54 mm

MISURA 55




ø 17,50 mm
circ. 55 mm

MISURA 56




ø 17,82 mm
circ. 56 mm

MISURA 57



ø 18,14 mm
circ. 57 mm

MISURA 58




ø 18,46 mm
circ. 58 mm

MISURA 59




ø 18,78 mm
circ. 59 mm

MISURA 60




ø 19,09 mm
circ. 60 mm

MISURA 61




ø 19,41 mm
circ. 61 mm

MISURA 62




ø 19,73 mm
circ. 62 mm

MISURA 63




ø 20,05 mm
circ. 63 mm

MISURA 64




ø 20,37 mm
circ. 64 mm

MISURA 65




ø 20,69 mm
circ. 65 mm

MISURA 66




ø 21,00 mm
circ. 66 mm

MISURA 67



ø 21,32 mm
circ. 67 mm

MISURA 68




ø 21,69 mm
circ. 68 mm

MISURA 69



ø 21,96 mm
circ. 69 mm

MISURA 70



ø 22,28 mm
circ. 70 mm

MISURA 71




ø 22,60 mm
circ. 71 mm

MISURA 72



ø 22,91 mm
circ. 72 mm

MISURA 73



ø 23,23 mm
circ. 73 mm